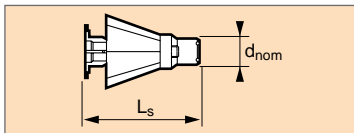
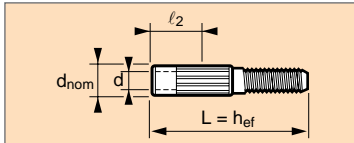
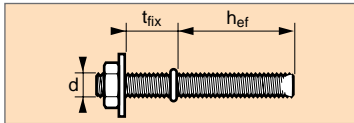


SPIT EPOMAX

With system Satelis in hollow material



SOCOTEC
N° QX 0070



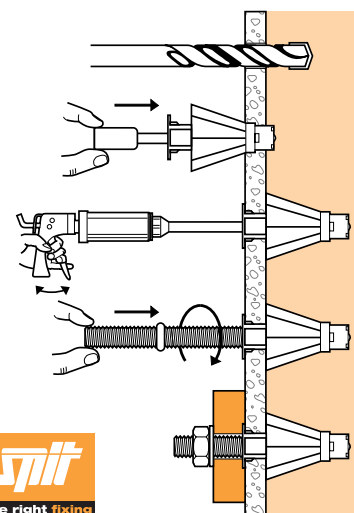
APPLICATION

- Signs
- Scaffolding
- Electrical switchboards
- Radiators
- Frames
- Air conditioning ducts
- Rail guard returns
- Blinds
- Climbing walls
- Metal scales
- Hand rails
- Poles and ducts
- Demountable partitions
- Kitchen furniture
- Decoration
- ...

MATERIAL

- Container polypropylene
- Spring screen polyacetal
- Male stud, zinc coated steel S300Pb EN 10087
- Nut, zinc coated steel stainless steel
- Washer zinc coated steel NF EN 10025

INSTALLATION



Chemical fixing of threaded and tapped studs in hollow materials

Technical data

SPIT SATELIS	Anchor depth (mm)	Max thick of part to be fixed (mm)	Ø drill bit (mm)	Drilling depth (mm)	Ø thread (mm)	Length of satelis without stress (mm)	External diameter of satelis (mm)	Stud length (mm)	External diameter of female stud (mm)	Thread length of female stud (mm)	Max tightening torque (Nm)	Code
	h _{ef}	t _{fix}	d _o	h _o	d	L _s	d _{nom}	L	d _{nom}	l ₂	T _{inst}	
G M8	60	10			8			80		-	10	062300
G M10	60	18			10			90		-	20	062310
G M12	60	25	20	80	12	60	20	100		-	20	062320
DF M6		-			6			58	12	15	8	062340
DF M8	58	-			8			58	12	20	10	062350
DF M10		-			10			58	12	23	20	062360
EPOMAX resin												050883 050884 050885

Ultimate loads (N_{Ru,m}, V_{Ru,m})

TENSILE in kN

Anchor size / Base material	Male stud M8-M10-M12	Female stud M6-M8-M10
	N _{Ru,m}	4,4

SHEAR in kN

Anchor size / Base material	Male stud		Female stud		
	M8	M10 M12	M6	M10	M12
Hollow concrete blocks type B40 not rendered (f_c = 6,5 N/mm²)					
N _{Ru,m}	9,6	10,6	6,2	9,6	10,6
Hollow concrete blocks type B40 rendered (f_c = 6,5 N/mm²)					
N _{Ru,m}	9,6	12,4	6,2	9,6	12,4
Hollow clay bricks type Eco-30 not rendered (f_c = 4,5 N/mm²)					
N _{Ru,m}	6,2	6,2	6,2	6,2	6,2
Hollow clay bricks type Eco-30 rendered (f_c = 4,5 N/mm²)					
N _{Ru,m}	8,6	8,6	6,2	8,6	8,6

Recommended loads (N_{rec}, V_{rec})

for one anchor without edge or spacing influence

$$N_{Rd} = \frac{N_{Ru,m}}{3} ; \quad N_{Rec} = \frac{N_{Ru,m}}{4}$$

$$V_{Rd} = \frac{V_{Ru,m}}{3} ; \quad V_{Rec} = \frac{V_{Ru,m}}{4}$$

*Derived from test results

*Derived from test results

TENSILE in kN

Anchor size / Base material	Male stud M8-M10-M12	Female stud M6-M8-M10
	N _{Rd}	1,45
N _{Rec}	1,1	1,1

SHEAR in kN

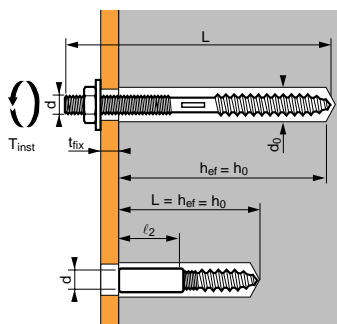
Anchor size / Base material	Male stud		Female stud		
	M8	M10 M12	M6	M10	M12
Hollow concrete blocks type B40 not rendered (f_c = 6,5 N/mm²)					
N _{Rd}	3,2	3,5	2,0	3,2	3,5
N _{Rec}	2,4	2,65	1,55	2,4	2,65
Hollow concrete blocks type B40 rendered (f_c = 6,5 N/mm²)					
N _{Rd}	3,2	4,1	2,0	3,2	3,5
N _{Rec}	2,4	3,1	1,55	2,4	2,65
Hollow clay bricks type Eco-30 not rendered (f_c = 4,5 N/mm²)					
N _{Rd}	2,0	2,0	2,0	2,0	2,0
N _{Rec}	1,55	1,55	1,55	1,55	1,55
Hollow clay bricks type Eco-30 rendered (f_c = 4,5 N/mm²)					
N _{Rd}	2,85	2,85	2,0	2,85	2,85
N _{Rec}	2,15	2,15	1,55	2,15	2,15

SPIT EPOMAX

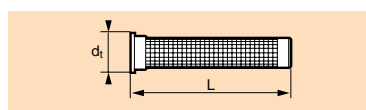
In masonries and in hollow material with plastic mesh sleeve



SOCOTEC
N° QX 0070



Studs



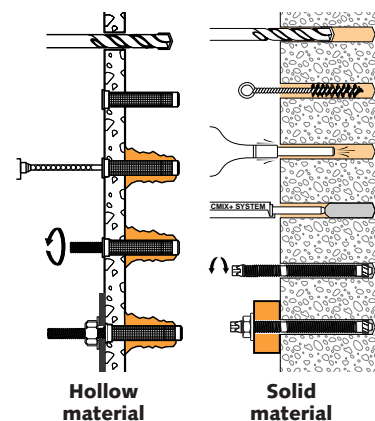
Perforated sleeve

APPLICATION

- Signs
- Scaffolding
- Electrical switchboards
- Radiators
- Frames
- Air conditioning ducts
- Rail guard returns
- Blinds
- Climbing walls
- Metal scales
- Hand rails
- Poles and ducts
- Demountable partitions
- Kitchen furniture
- Decoration
- ...

MATERIAL

- Male & female studs, class 5,8



Vinylester resin

Technical data

EPOMAX	Anchor depth (mm) h_{ef}	Max thick of part to be fixed (mm) t_{fix}	Ø thread (mm) d	Thread length (mm) l_z	Drill bit		Drilling depth		Ø sleeve (mm) d_t	Total anchor length (mm) L	Max tightening torque (Nm) T_{inst}	Code	
					hollow	solid	hollow	solid					
					(mm) d_o		(mm) h_o						
male stud	M8	75	12	8	-	16	10	80	-	-	100	5	061650
	M10	75	20	10	-	16	12	80	-	-	100	8	061660
	M12	75	20	12	-	20	14	80	-	-	100	8	061670
female stud	M8	58	-	8	20	20	14	80	-	-	58	8	062350
	M10	58	-	10	23	20	14	80	-	-	58	8	062360
	M12	75	-	12	30	20	20	100	-	-	75	8	061760
plast. sleeve	Ø16x80	-	-	-	-	16	-	85	-	16	80	-	061600
	Ø20x85	-	-	-	-	20	-	90	-	20	85	-	061490
EPOMAX resin		- vol. 150 ml		- vol. 345 ml		- vol. 380 ml						050883 050884 050885	

NOTE : • Sleeve Ø 16 x 80 for male studs M8 and M10 in hollow material.
• Sleeve Ø 20 x 80 and Ø 20 x 85 for male studs M12 and female studs M8, M10 and M12 in hollow material.

Design loads (N_{Rd}, V_{Rd}) and Recommended loads (N_{Rec}, V_{Rec}) for one anchor without edge or spacing influence

$$N_{Rd} = \frac{N_{Ru,m}^*}{3} ; N_{Rec} = \frac{N_{Ru,m}^*}{4}$$

*Derived from test results

$$V_{Rd} = \frac{V_{Ru,m}^*}{3} ; V_{Rec} = \frac{V_{Ru,m}^*}{4}$$

*Derived from test results

IN MASONRIES

TENSILE IN kN

SHEAR IN kN

Base material	Anchor size	Male stud M8-M10-M12			Female stud M8-M10-M12			Male stud M8 M10 M12			Female stud M8 M10 M12			
		M8	M10	M12	M8	M10	M12	M8	M10	M12	M8	M10	M12	
Hollow concrete blocks type B40 not rendered (f_c = 6,5 N/mm²)														
	N_{Rd}	1,2						V_{Rd}	2,4	2,4	2,4	2,4	2,4	2,4
	N_{Rec}	0,9						V_{Rec}	1,8	1,8	1,8	1,8	1,8	1,8
Hollow concrete blocks type B40 rendered (f_c = 6,5 N/mm²)														
	N_{Rd}	2,1						V_{Rd}	2,65	2,65	2,65	2,65	2,65	2,65
	N_{Rec}	1,6						V_{Rec}	2,0	2,0	2,0	2,0	2,0	2,0
Hollow clay bricks type Eco-30 not rendered (f_c = 4,5 N/mm²)														
	N_{Rd}	0,8						V_{Rd}	1,7	1,7	1,7	1,7	1,7	1,7
	N_{Rec}	0,6						V_{Rec}	1,3	1,3	1,3	1,3	1,3	1,3
Hollow clay bricks type Eco-30 rendered (f_c = 4,5 N/mm²)														
	N_{Rd}	1,3						V_{Rd}	2,65	2,65	2,65	2,65	2,65	2,65
	N_{Rec}	1,0						V_{Rec}	2,0	2,0	2,0	2,0	2,0	2,0
Clay bricks														
	N_{Rd}	1,7						V_{Rd}	2,4	3,3	5,3	2,65	3,3	5,3
	N_{Rec}	1,3						V_{Rec}	1,8	2,5	4,0	2,0	2,5	4,0
Solid concrete blocks														
	N_{Rd}	6,6						V_{Rd}	2,3	2,9	4,2	2,3	2,9	4,2
	N_{Rec}	5,0						V_{Rec}	1,75	2,2	3,15	1,75	2,2	3,15