

## Spit Pan Tapcon Concrete Screw Range



### Drill, Drive, Done

Removable, high speed masonry fastening system that cuts its own thread into brick and concrete. Manufactured with ITW patented shark tooth thread design for a firmer fix.

### Product Advantages

- Fast installation, Drill, Drive, Done
- Reversible - Secure fixing, suitable for permanent or temporary installation
- T20 Drive recess for fast installation with HDI 244 / Spit 328 or Impact wrench (5.5mm)
- T30 Drive recess for fast installation with HDI 244 / Spit 328 or Impact wrench (6.5mm)
- Patented Shark Tooth Thread. High thread ensures maximum holding power, with low profile to aid spoil removal
- Chamfered tip for easy hole access
- Round head profile ensures cables are not damaged
- A 16mm diameter flange head allows fixing into confined spaces. Especially ideal for channel installation
- Washered Pan Head Tapcon is a one part fixing, with a large flange head eliminating the need for washers

### Substrates

- Concrete
- Masonry
- Pre-cast hollow concrete beams
- Wood

### Applications

#### M&E Applications

- Channel
- Brackets
- Conduit saddles
- E Clips
- Cable Bow
- Prysmian Firefix
- Threaded Rod Hangers
- Dado Trunking
- Plastic Back boxes


#### General Applications

- Push / pull bars
- Formwork
- Shuttering
- Site barriers
- Temporary Safety Rails
- Security Fencing

### Specification

Diameter	5.5 - 6.5mm
Thread form	Shark Tooth
Point type	Chamfered Tip

### Head Styles




### Installation

1. Drill pilot hole 4mm diameter, 10mm deeper than recommended anchor embedment (5.5mm Tapcon).
  2. Drill pilot hole 5mm diameter, 10mm deeper than recommended anchor embedment (6.5mm Tapcon).
  3. Clean out debris from the hole. Drilling the extra depth will allow for the mechanics of the anchor, therefore hole cleaning is not as important, but is advised.
  4. Insert Pan Tapcon in to T20 Drive Socket for 5.5mm Tapcon or T30 Drive Socket for 6.5mm Tapcon.
  5. Seat point of anchor into pre-drilled hole and tighten until anchor is fully seated.
- N.B. Ensure that the drilling tool is not set to hammer action during installation.


## Spit Pan Tapcon Concrete Screw Range

### Product Range - Pan Tapcon



Eurocode	Thread Diameter	Drive Style	Max Fixture Thickness	Anchor Length	Hole Diameter	Min Hole Depth	Head Diameter	Box Qty
603899	5.5mm	T25	5mm	30mm	4mm	35mm	10mm	250
603900	5.5mm	T25	15mm	40mm	4mm	35mm	10mm	250
603901	6.5mm	T25	5mm	30mm	5mm	35mm	12mm	250
603902	6.5mm	T25	15mm	40mm	5mm	35mm	12mm	250

### Product Range - Washered Pan Tapcon



Eurocode	Thread Diameter	Drive Style	Max Fixture Thickness	Anchor Length	Hole Diameter	Min Hole Depth	Head Diameter	Box Qty
603903	6.5mm	T30	5mm	32mm	5mm	35mm	14mm	250

### Product Range - Pan Tapcon Accessories

Eurocode	Description	Box Qty
016626	T25 Bit	1
016705	T30 Bit	1